



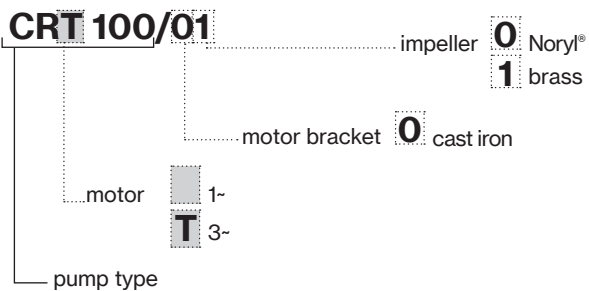
Medium delivery centrifugal pumps for small and medium agricultural applications. Open impeller which allows small solid items to pass through (Ø max 10 mm).

Construction features

Pump body	cast iron
Motor bracket	cast iron
Impeller	Noryl® or brass
Mechanical seal	ceramic-graphite-NBR
Motor shaft	stainless steel AISI 416
Liquid temperature	Noryl® impeller: 0 - 50 °C brass impeller: 0 - 90 °C
Operating pressure	max 6 bar

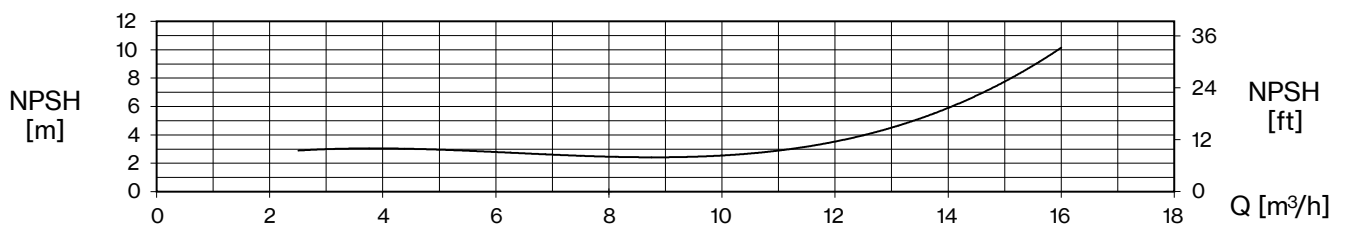
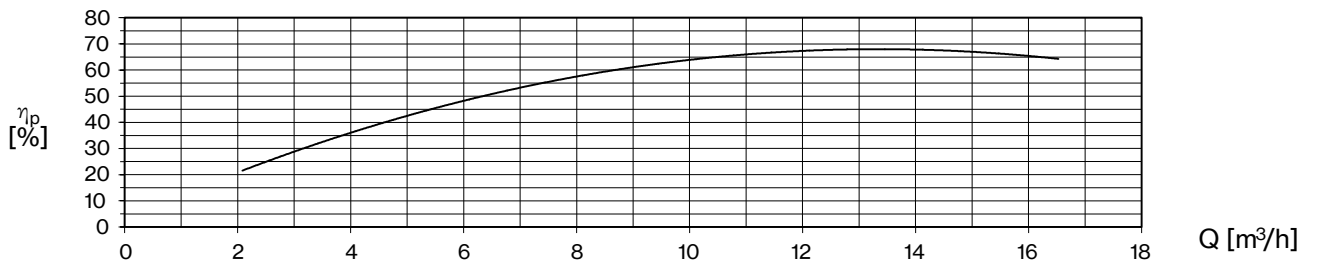
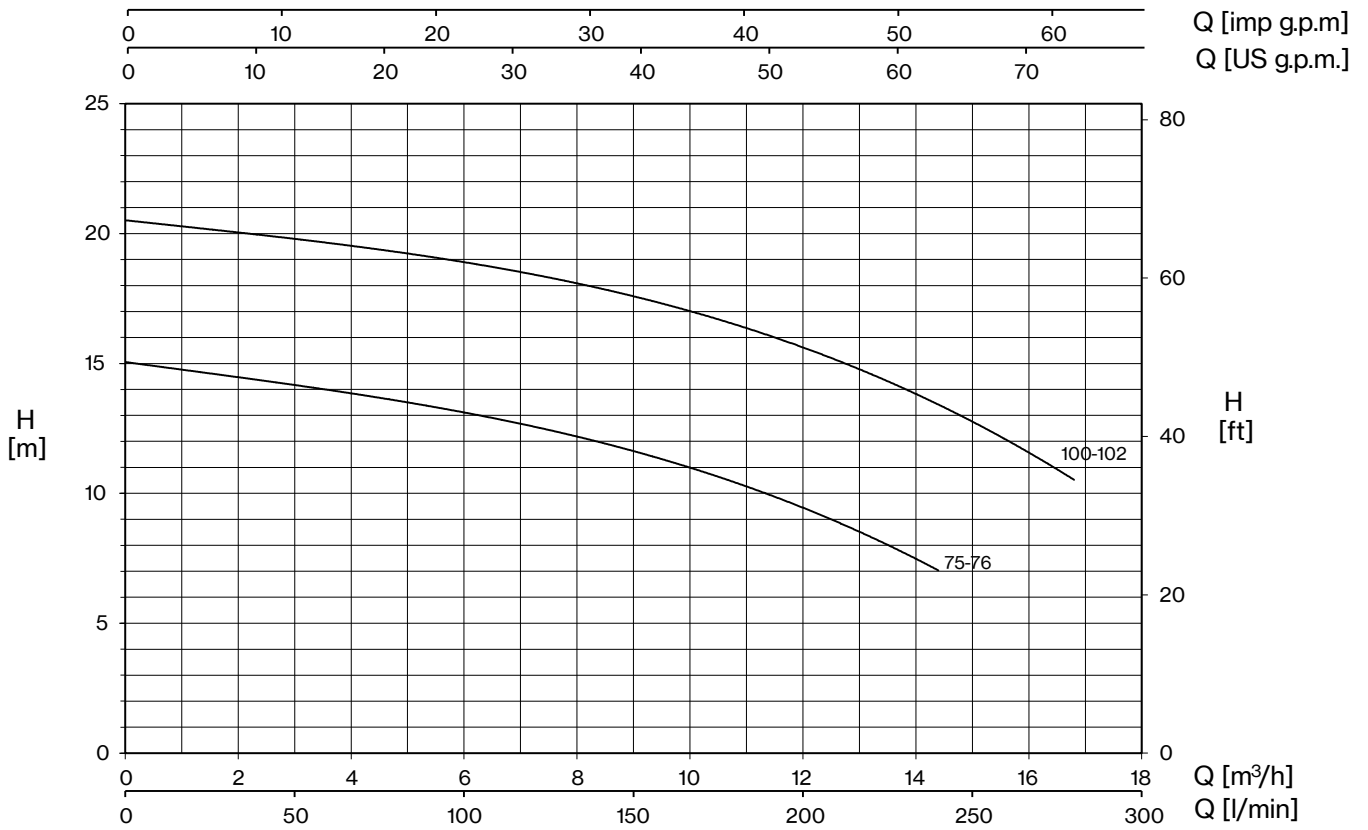
Motor

	3~ 230/400V-50Hz
2 Poles induction motor	1~ 230V-50Hz (with thermal protection)
Insulation class	F
Protection degree	IPX4



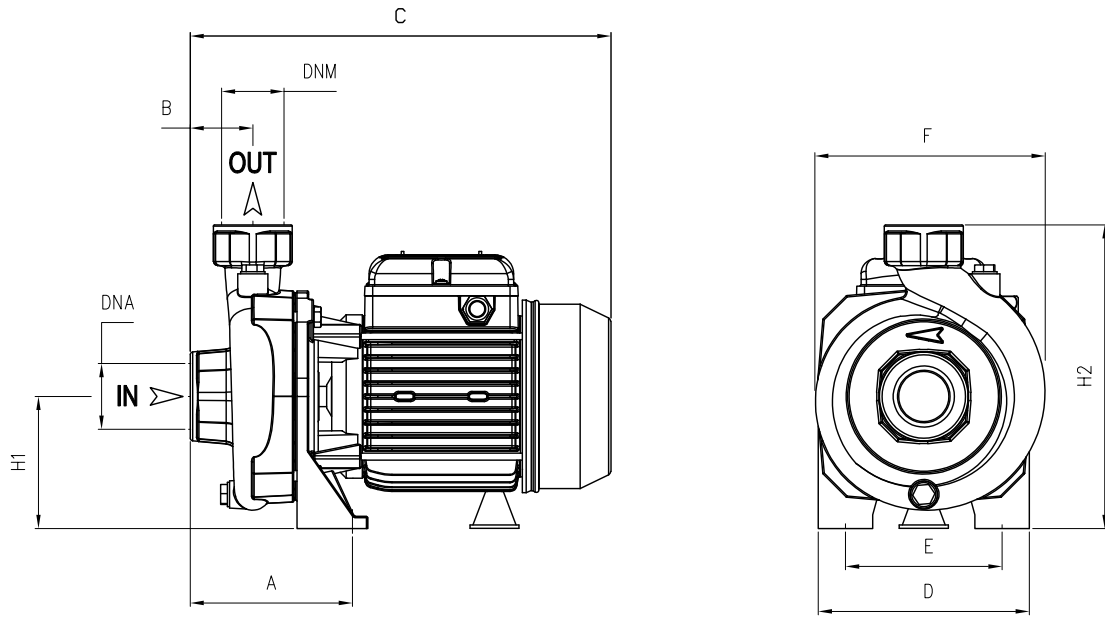
TYPE	LOTS			
	TRUCK		CONTAINER	
	PALLET (cm)	N° pumps	PALLET (cm)	N° pumps
CR	85×110×145	65	85×110×195	91







TYPE		P2		P1 (kW)		AMPERE		Q (m³/h - l/min)						
1~	3~					1~	3~	0	3	6	9	12	14,4	16,8
		0	50	100	150			200	240	280				
		HP	kW	1~	3~	1x230 V 50 Hz	3x400 V 50 Hz	H (m)						
CR 75/76	CRT 75/76	0,8	0,59	0,73	0,83	3,4	1,5	15,0	14,3	13,0	11,6	9,5	7,0	
CR 100/102	CRT 100/102	1	0,74	1,14	1,2	5,3	2,4	20,5	19,8	18,9	17,7	15,5	13,5	10,5





TYPE	DIMENSIONS (mm)													
	A	B	C	D	E	F	H1	H2	DNA	DNM	I	L	M	
CR 75	120	45	308	155	115	170	97	222	1" 1/2 G	1" 1/4 G	325	200	265	13
CR 76	120	45	308	155	115	170	97	222		1" 1/2 G	325	200	265	13
CR 100	120	45	308	155	115	170	97	222		1" 1/4 G	325	200	265	14
CR 102	120	45	308	155	115	170	97	222		1" 1/2 G	325	200	265	14

